

10th April 2006 Guitar Workshop

Additional notes about what we covered on Monday 10th April.

1) Hall Of The Mountain King (Womble)

```

e |-----|-----|-----|-----|
B |-----|-----|-----|-----|
G |-----|-----|-----2|0---0---|
D |---02-2-|1-1-0-0-|---02-2-|-2-2----|
A |023--3--|-2---1--|023--3--|--3-----|
E |-----|-----|-----|-----|
  
```

2) Crazy by Gnarls Barkley

Am	Am	F	F
C	C	Esus4	E

Alternative progression

Am	Am	C	C
F	F	Esus4	E

Sometimes A was played in place of Am.

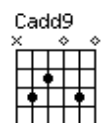
1 2 & 3 4

Rhythm for Crazy is |Ba----Ba-Ba-Ba----Ba---|

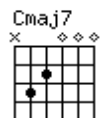
3) Adding or taking away notes from a chord while strumming:

Examples to try...

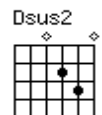
1) Play a regular C chord then place your little finger on to the third fret of the 2nd string. This chord is called Cadd9 or Cadd2



2) Play a regular C chord then take off your first finger exposing the B string. This chord is called Cmaj7 (pronounced C major seventh).



3) Play a regular D chord then take off the 2nd finger (top string). This chord is called Dsus2.



4) Play a regular D chord then place the little finger on the 3rd fret of the top string. This chord is called Dsus4.

